

E-POSTER PREPARATION GUIDELINES

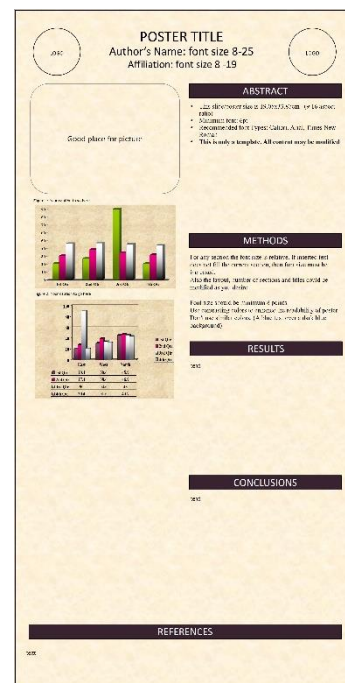


ISBE-2017 - Instructions for e-poster submission

Submission Deadline: November 30, 2017

HOW DO I PREPARE MY E-POSTER?

Step 1:

Prepare a one page poster document in power point or word document. See below possible layouts.



Step 2:

Convert your document into PDF format.

- All e-posters should be prepared in English.
- Layout: Portrait (vertical orientation)
- Poster Size:
 - Pixels: Minimum recommended size (format W x H) is 1125 x 2000px and maximum is 2250 x 4000px.
 - In cm: 19.05cm width and 33.87cm height
 - Format: 9:16
 - DPI 300 pixels/inch
- File Size: Maximum file size is 4 Megabytes (4MB).
- File Format: Save your file as a PDF for quick and easy upload.
- Media: Images/photos, graphs and tables can be included in the e-poster.